










Nova Midbay

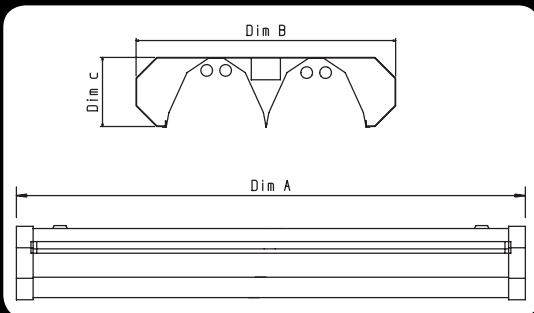

IP20 CE

The Nova Midbay Is A Linear Luminaire Designed To Suit Industrial And Retail Applications Requiring An Energy Efficient Alternative To H.I.D Lowbay Luminaires. The Fluorescent Control Gear Gives The Advantage Of Instant Strike And Numerous Switching Options Over Its H.I.D Counterpart.

-  Body constructed from white coated steel.
-  Aluminium high output specular reflectors.
-  Recommended for medium height racking areas.
-  Supplied as standard with leading brand high frequency control gear.
-  Designed for surface, conduit, beza, threaded rod or suspension mounting.

Available options

-  Movement and daylight sensing. Wiring configurations such as dual circuit, through wiring and various plug and socket choices all aimed at saving time and effort at installation stage.
-  Extra protection offered with a framed polycarbonate cover.



| Order Code | Dim A | Dim B | Dim C | Lamps | Wattage |
|-------------|--------|-------|-------|-------|-----------|
| NVMB254 | 1232mm | 362mm | 101mm | 2 | 54w T5 |
| NVMB454 | 1232mm | 362mm | 101mm | 4 | 54w T5 |
| NVMB249/80* | 1532mm | 362mm | 101mm | 2 | 49/80w T5 |
| NVMB449/80* | 1532mm | 362mm | 101mm | 4 | 49/80w T5 |
| NVMB455 | 1232mm | 362mm | 101mm | 4 | 55w PLL |
| NVMB480 | 1232mm | 362mm | 101mm | 4 | 80w PLL |

*Please state wattage when ordering

Control Suffix

| | |
|------|----------------------------|
| DA | DALI Dimmable |
| DSI | DSI Dimmable |
| TD | Touch Dimmable |
| AD | 1-10v Analogue Dimmable |
| EL | 3 Hour Integral Emergency |
| ELST | Self Test Emergency 3 Hour |

Controller Suffix

| | |
|----|---------------------|
| PP | Polycarbonate Cover |
| WG | Wire Mesh Guard |