











Nova Lowbay

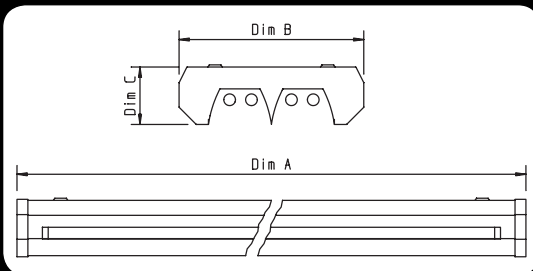
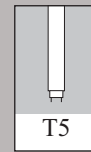
IP20 CE

The Nova Lowbay Is A Linear Luminaire Designed To Suit Industrial And Retail Applications Requiring An Energy Efficient Alternative To H.I.D Lowbay Luminaires. The Fluorescent Control Gear Gives The Advantage Of Instant Strike And Numerous Switching Options Over Its H.I.D Counterpart.

-  Body constructed from white coated steel.
-  Aluminium specular reflectors.
-  Recommended for low to medium height racking and open areas.
-  Supplied as standard with leading brand high frequency control gear.
-  Designed for surface, conduit, beza, threaded rod or suspension mounting.

Available options

-  Various energy saving dimmable options.
-  Wiring configurations such as dual circuit, through wiring and various plug and socket choices all aimed at saving time and effort at installation stage.
-  Extra protection offered with a framed polycarbonate cover.



Order Code	Dim A	Dim B	Dim C	Lamps	Wattage
NV254	1232mm	254mm	79mm	2	54w T5
NV454	1232mm	254mm	79mm	4	54w T5
NV654	1232mm	362mm	104mm	6	54w T5
NV480/120*	1532mm	254mm	79mm	4	80/120w T5
NV680/120*	1532mm	362mm	104mm	6	80/120w T5
NV455/80*	1232mm	254mm	79mm	4	55/80w PLL
NV655/80*	1232mm	362mm	104mm	6	55/80w PLL

*Please state wattage when ordering

Control Suffix

DA	DALI Dimmable
DSI	DSI Dimmable
TD	Touch Dimmable
AD	1-10v Analogue Dimmable
EL	3 Hour Integral Emergency
ELST	Self Test Emergency 3 Hour

Controller Suffix

PP	Polycarbonate Cover
WG	Wire Mesh Guard