








Neptune

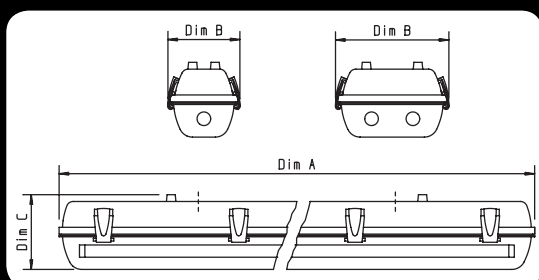
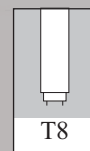
IP65 CE

Our Neptune Luminaire Is A Non Corrosive Fluorescent Which Offers A Corrosion Resistant, Weatherproof Option Suitable For Applications Requiring Robust, Hard Wearing Lighting.

-  Body constructed from rigid ABS plastic housing.
-  Diffuser made from ribbed tpa fire rated polycarbonate.
-  Supplied as standard with high frequency control gear.
-  Designed for surface or suspension mounting.

Available options

-  Energy saving control gear options including analogue dimming, digital dimming, movement sensing and daylight sensing.



Order Code	Dim A	Dim B	Dim C	Lamps	Wattage
CR118HF	670mm	106mm	110mm	1	18w T8
CR136HF	1270mm	106mm	110mm	1	36w T8
CR158HF	1575mm	106mm	110mm	1	58w T8
CR170HF	1835mm	106mm	110mm	1	70w T8
CR218HF	670mm	166mm	110mm	2	18w T8
CR236HF	1270mm	166mm	110mm	2	36w T8
CR258HF	1575mm	166mm	110mm	2	58w T8
CR270HF	1835mm	166mm	110mm	2	70w T8

Control Suffix

DA	DALI Dimmable
DSI	DSI Dimmable
TD	Touch Dimmable
AD	1-10v Analogue Dimmable
SS	Low Loss Control Gear
EL	3 Hour Integral Emergency
ELST	Self Test Emergency 3 Hour
110v	110v AC 50Hz